

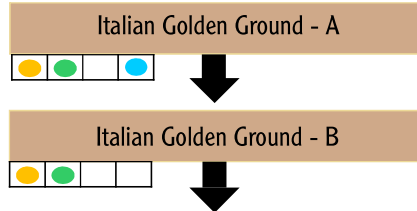
Step 1: Preparing the Wood

Seal the Wood: Forming a barrier



Step 2 : Grounds: Colouring and protecting the wood

To colour the Wood fibers



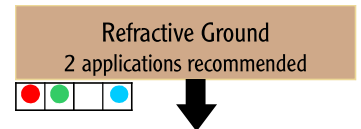
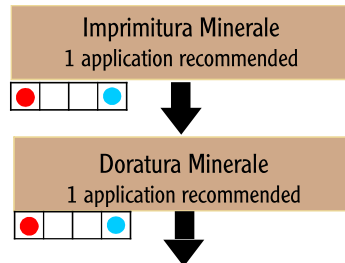
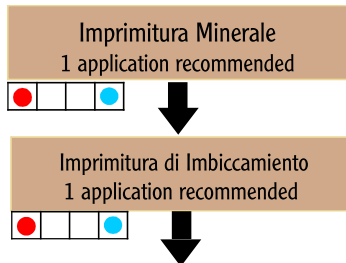
Fill the pores: Choose the next ground Doratura Minerale , Imprimitura Minerale or Refractive ground

Imprimitura di Invecchiamento

Doratura Minerale

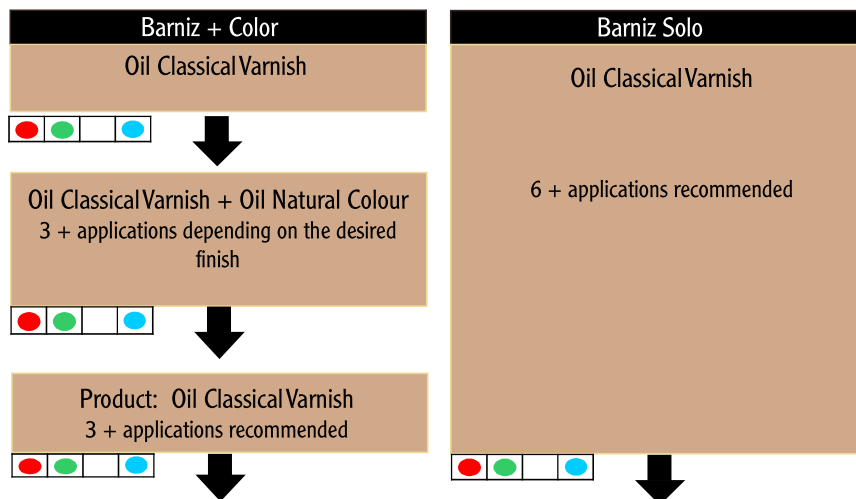
Imprimitura Minerale

Refractive Ground



Step 3 : Varnishing & Colouring

Oil Classical Varnishes & Oil Natural Colours : Choose to apply varnish + Colour or Varnish Only



Step 4 : Finishing the Instrument

Polishing & Cleaning: After 3 + weeks of varnishing



Application method

By Hand

By Brush

By Sponge

Drying method

UV Light

